



OVER 15,000 DRYER FIRES OCCUR EACH YEAR

Is Your Dryer a Fire Hazard?

What you need to know about preventing dryer fires

According to the National Fire Protection Agency, the leading cause of dryer fires is the lack of regular maintenance. Clothes dryers account for the largest share of appliance fires. On average there are over 15,000 dryer fires throughout North America.

The most common sources of ignition in dryer fires are lint and household dust. They collect within the dryer cavity close to the dryer's heating element, which can reach temperatures of 550F°. Forensic testing shows that cotton and wool clothing will

ignite at temperatures of 250 F°. Therefore, a dryer fire is virtually imminent if lint from these clothing materials comes in contact with the dryer heating element. A controlled test conducted by Intertek Testing Services, showed that small lint fires regularly occur within the dryer cavity and may extinguish as the lint burns off. If there is substantial amount of lint within the dryer cavity a larger fire can occur and spread throughout the dryer and surrounding area.

A buildup of lint inside the dryer cavity and foreign matter in the

duct such birds nests and other debris can restrict the flow of dryer air. This can cause your dryer to not dry properly and efficiently, which increases the chance of overheating, mechanical failure and ultimately fire.



Simple Steps to Protect Your Home from a Dryer Fire

1. Ensure the outside vent cap operates properly and the louvers or flaps open freely.
2. Clean dryer lint trap before every use and never operate the dryer without a lint trap.
3. Make sure the dryer duct is properly installed and is free of kinks. Vinyl ducting should never be used.
4. Clean your duct with a dryer duct cleaning brush a minimum of four times a year to ensure maximum air flow.
5. Replace your duct every 2-3 years to ensure your dryer runs efficiently and safely
6. Use a clothes dryer lint brush and vacuum attachment to remove excess lint from within the dryer cavity.

Dundas Jafine offers easy to use dryer venting products such as our ProMax and ProGard "pest resistant" vent caps and our ProClean Lint Removal Kit. These products will help keep your dryer running safely and efficiently.



We create high quality, air distribution products that are designed with your home and family in mind

ProClean Dryer Lint Removal Kit Reduces risk of dryer vent fire

With over 15,000 clothes dryer fires occurring in North America every year, cleaning and maintaining your dryer duct is essential. Dundas Jafine provides an easy to use a 3-piece dryer lint removal kit.

The ProClean offers 3 easy ways to clean out your dryer lint trap and duct. Use the Lint Trap Vent Brush and Vacuum Hose Attachment to deep clean the lint trap of lint and debris that buildup on the inside of the duct.



All Metal Dryer Hookup Kit with UL Semi Rigid Duct

A new all inclusive All Metal Dryer Hookup Kit has been designed as the ultimate installation kit for both contractors and consumers. New manufacturing technologies incorporated into the duct allows for easy rotation, therefore making it more durable during installation or if the dryer is moved or repositioned in the future.

This kit includes a 4" x 8' all metal semi rigid duct that is UL 2158A labeled and approved, thereby meeting or exceeding all dryer manufacturer instructions and requirements. This duct is 35% thicker than our standard aluminum duct and totally non combustible. There are two attached all metal heavy duty elbows that are adjustable 0 to 90 degrees, crush resistant and are already attached seamlessly to the duct. The kit also provides two - 4 inch worm gear metal clamps.




We create high quality, air distribution products that are designed with your home and family in mind

EzFix Replacement Vent Cap and Gasket Kit

Easily replaces damaged or hard to replace vent caps

Now there is a quick and easy solution for hard to replace vent caps – so simple in fact all you need is a screwdriver. This product will allow you to install a new vent cap right over top of the existing one, thereby eliminating the possibility of damage to the siding, brick or stucco through the removal process of the old one.

The *EzFix Replacement Vent Cap and Gasket Kit includes one gasket which fits over any 4" existing cap, a second gasket which fits over the back collar of the new cap and a new UV resistant 4" louvered cap. The new cap is then secured over top of the old cap frame once the old louvers are removed, thereby creating a watertight seal. This kit can be used with our ProVent, ProGard, ProMax and EzAccess products.



*Patent Pending



Ez Access Exhaust Hood

Cleaning your vent is as easy as 1 - 2 - 3

This product provides ease of inspection and lint /debris removal when cleaning your dryer vent. The cap has hinged louvers that lock in the open position allowing for a clear inspection of the cap and duct and easy removal of lint and debris. The Ez Access is ideal for homes with second or third story laundry rooms as the "hands - free" design allows the homeowner to keep one hand on the ladder and operate the vacuum with the other.



ProGard Exhaust Hood

Keeps pests out of your vent cap

Removable Pest Guard

Low profile, removable pest guard for easy cleaning
Damper System


3 louver damper system prevents cold air, snow or rain from entering the home

UV Resistant Plastic

UV resistant polypropylene protects from effects of the sun

Aluminum Tail Piece

Snap on aluminum pipe to cap assembly eliminates the need for lint trapping staples



ProMax Exhaust Hood

A wide mouth vent cap for optimum airflow

Removable Pest Screen

Keeps pests out and allows for easy cleaning

Snug Fit Backdraft Damper


Protects air from following in and controls noise

UV Resistant Plastic

UV resistant polypropylene protects from effects of the sun

Aluminum Tail Piece

Snap on aluminum pipe to cap assembly eliminates the need for lint trapping staples



Dundas Jafine Inc.

80 West Dr, Brampton, Ontario, Canada L6T 3T6 / 11099 Broadway, Alden, NY, U.S.A. 14004

1-800-387-2578 / www.dundasjafine.com